

MULTI¹NE



COMPACT LOADER



4.2 K
5.2 K
5.3 K

ENGLISH

MULTI¹NE



BEST IN CLASS

WE WANT YOUR MULTIONE ARTICULATED COMPACT
LOADER TO BE YOUR GO-TO MACHINE ALL DAY LONG.

COMPACT AND VERSATILE

① JOYSTICK
The multi-function electronic joystick enables easy and precise control of the loader boom and attachments. All controls are here, at your fingertips.



① DASHBOARD AND CONTROLS
Every component is considered by MultiOne, to maximise comfort and control. The cab layout is designed with attention to ergonomic principles, intuitive location of instruments and controls ensure the ease of use.

① UNBREAKABLE BODY PANELS
The resistance and flexibility of the compound used on the new body cover let the panel absorb shocks, deforms and go back to original shape.

① ENGINE
20/25 HP Kubota, compliant with Stage V, emission standards.

① WHEEL MOTOR
The 4 high efficiency wheel motors provide power with great control and reliability.

① TELESCOPIC BOOM
Only MultiOne has a double-H telescopic boom design, which gives extreme strength and symmetrical loading. Proven efficiency.



① WIDE CHOICE OF TYRES
Tires selectable according to the application.



① GREAT TRACTION
MultiOne loaders are equipped with four-wheel direct drive hydraulic motors and differential lock (DBS + Torque Divider) which guarantee maximum traction on all terrains.

READY TO USE ANYWHERE
Compact articulated loaders are real workhorses in a lightweight compact format. These powerful and handy multi-purpose machines are wonderfully easy to operate and are suitable for a wide variety of applications.

① 360° VISIBILITY
The 360° Operator Visibility is a well known MultiOne plus.


① MULTICONNECTOR + ACI
The Multiconnector lets you plug-in all hydraulic lines at once and drip free. ACI system allows the driver to control the attachments' movements without the need for separate control boxes, cables or additional wiring. The connection to the attachments is plug & play, reliable and easy.

① OVER 170 ATTACHMENTS
MultiOne has a decade-long experience of designing and implementing dedicated attachments. This know-how assures the best attachments for mini loaders are branded MultiOne.

① COMFORT CAB
Heated seat, heating system and full glass cabin with weatherproof blue tinted glass, large door, side opening window. It's the optimal solution for driver protection from cold, wet and wind.



① SELF-LEVELLING BOOM
This system is installed on the machine boom and keeps the load level, without the need to continuously correct the position with the joystick.



① COMPACT SIZE
MultiOne's compact size offers great maneuverability in narrow spaces. From a small indoor working area to an open field, MultiOne can reach places other machines can't.



① LIFTING CAPACITY
The MultiOne loader can lift and handle heavy loads. You'll get excellent lifting capacity in a compact machine on any jobsite.



GREAT PERFORMANCES

① BEST IN CLASS WEIGHT TO LIFT RATIO

MultiOne provides superior lifting capacity and excellent front visibility. Thanks to the auxiliary rearweights it's possible to lift up to 1 ton of load.

① BOOM LIFTING HEIGHT

Only MultiOne has a double-H pattern, telescopic and self-levelling boom, which gives extreme strength and symmetrical loading. This provides superior lifting capacity and excellent front visibility. The telescopic boom has a significant extension in length, which grants greater horizontal outreach and lifting height up to 2,8 m.



① SPEED AND MANEUVERABILITY

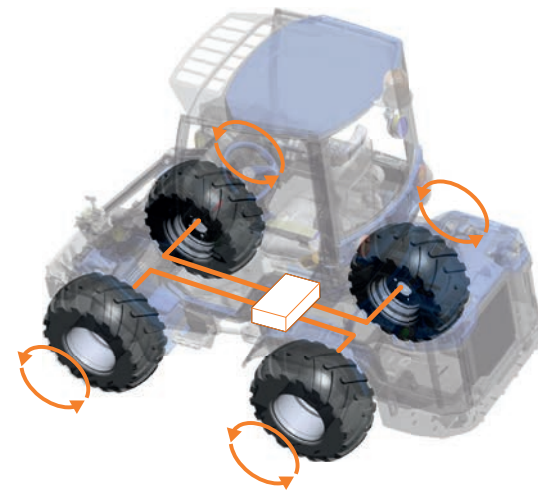
The 4 wheel motors provide high pushing force. Full lock 4WD are available at the flick of a switch. MultiOne machines feature a sturdy articulated chassis that improves balance and overall stability with a high constant payload in all environments. MultiOne's compact size offers great manoeuvrability in tight spaces.

① LARGE OIL FLOW OUTPUT

The MultiOne advanced hydraulic circuit delivers power to the attachment, boom and transmission simultaneously and with independent control. Two gear pump and the HI-FLOW system (only 5.3K) assures a large flow hydraulic output to the attachments.



TRACTION ON ALL TERRAIN



① DYNAMIC BLOCK SYSTEM AND TORQUE DIVIDER

MultiOne features the DBS, so the machine does not damage the surfaces while operating and, when needed, the Torque Divider (optional) gives a real time 4WD for maximum traction on all surfaces.



① LOW GROUND IMPACT

The rigid chassis and advanced driving system improve traction and flotation with a light footprint on sandy or wet ground conditions. Precise and smooth steering controls grant high manoeuvrability in tight spaces. Low tyre wear and low ground impact are the result of DBS and Torque Divider.



COMFORT

1 COCKPIT AND DASHBOARD

MultiOne doesn't see comfort as a luxury. It's essential to the productivity. That's why every MultiOne loader is designed with the operator's experience in mind. Visibility, cab space, ease of control, air flow and ergonomics add up to focused work and satisfied operators.



1 Multifunction Joystick

The Multifunction Joystick enables easy and precise control of the loader boom and attachments.



1 Control panel

LCD graphic display with service intervals alerts. Handy swiches to operate auxiliary functions.



1 Seat

Ergonomic heated seat with armrests, seat belt and adjustable position.



CABIN

Stay comfortable in cold and wet weather with the optional full glass cabin with weatherproof blue tinted glass. The side window opens to provide fresh airflow across the operator, helping to provide more comfort. Strategically placed, louvered vents quickly defrost windows and direct heat to operator, providing excellent all-season versatility for winter months. The heated seat helps to keep your body warm and comfortable while working on frigid days.



1 Heating System

New heating system even more efficient with 9 adjustable air vents .



1 Side Window

The side window opens to ensure excellent ventilation of the cabin.



1 Cabin Door

Large glass door enables ease of access and a good visibility.



MULTIFUNCTIONAL

With over 170 different attachments that can be changed in seconds, MultiOne ensure that a solution is at hand for any task, no matter how big, small or demanding. Expensive labour cost is dramatically reduced by mechanising a vast array of jobs. Hydraulic quick coupling system standard on all loaders provide seamless and effortless replacement of all attachments ensuring the ultimate flexible solution. The new ACI system (Attachment Control Interface) allows the operator to control all the attachment functions only with the multifunction joystick, for a more efficient work experience.



① Coupling plate

The coupling plate allows you to connect the attachments quickly and safely. It is also available with hydraulic control.



① Multiconnector

The Multiconnector lets you plug-in all attachment hydraulic lines at once and drip free.



① ACI System

ACI system allows to control the attachments' movements with the button on joystick without the need for separate controls.



MULTI1NE



EASY MAINTENANCE

① EASY ACCESS TO FILTERS
 When you rely on your equipment to complete your job, serviceability has to be easy – and it can't take up too much of your time. MultiOne always keeps easy serviceability in mind, ensuring that components are easy to reach and daily maintenance is quick to complete.
 The easy-to-read, LCD graphic display provides operating information and machine warnings.
 The high-capacity filter with visual indicator delivers clean airflow to your engine and excellent contaminant-holding capacity for long life and maximum component protection.



EASY TO TRANSPORT

① COMPACT AND LIGHT
 MultiOne's compact size offers great maneuverability in narrow spaces. From a small indoor working area to an open field, MultiOne can reach places other machines can't. Despite its robust construction, the lightweight loader can be easily transported on a regular car trailer.

UNBREAKABLE BODY PANELS

The MultiOne body panels using a special compound that make them indestructibles.
 The panels absorb shocks, deform and go back to original shape.
 Other features of these panels are:
 ■ UV protection.
 ■ Wide temperature range resistance.
 ■ Modern matt finishing surface.
 All this guarantees a long life to the panels.



OPTIONS

Simply give your machine a personal touch or choose a function that you need. A wide selection of options to customize your compact articulated loader!

① AVAILABLE OPTIONS

- Attachment coupling plate for rear mounting
- Auxiliary working lights
- Auxiliary double front hydraulic outlets
- Auxiliary single rear hydraulic outlet
- Auxiliary double rear hydraulic outlet
- Backup warning beeper
- Beacon light
- Biodegradable oil
- Cruise Control
- Driver area cover
- Engine block heater
- Floating boom valve
- Fully enclosed cab
- GPS kit
- Heating system
- Left protection bar
- Mirrors
- Rear 12 VDC outlet
- Rear bull bar
- Rear weights
- Side weights
- Smart cabin
- Snow Chains
- Tie down bracket
- Torque divider
- Trailer coupling
- Turf or skid tyres
- Warning & safety lights for road travel
- Wheel spacer









4.2 K



① Light, Telescopic and Economical.

The articulated compact loader with telescopic boom for private and light professional use. MultiOne 4.2 k is the smallest MultiOne with telescopic boom. This means that you can reach high lifting height even in narrow spaces. Less than one meter wide, MultiOne 4.2 K could pass through narrow openings where other machines can't. The telescopic boom allows the 4.2 K to reach higher heights but, at the same time, the small dimensions, the articulation system and the unbreakable body panels (MultiOne standard from 4 series on) allow safe turning maneuvers in the narrowest spaces.

MultiOne 4.2 k compact articulated mini loader is a superb all-round machine for the development and maintenance of landscaped areas, perfect for gardening, farming, private and light professional use.

MAX LIFTING CAPACITY	ENGINE POWER	SPEED	FLOW RATE	LIFT HEIGHT	WEIGHT	COMPLIANT WITH STAGE V EMISSION STANDARDS
						
880 kg	20 hp	14 km/h	36 l/min	2,75 m	990 kg	



- ① PLUS
- Compact size
- Economical
- Telescopic boom
- Low Weight
 - No Turf damage
 - Less tires consumption
- Easy to transport
- Smart and Full glass cabin available
- Low operating cost

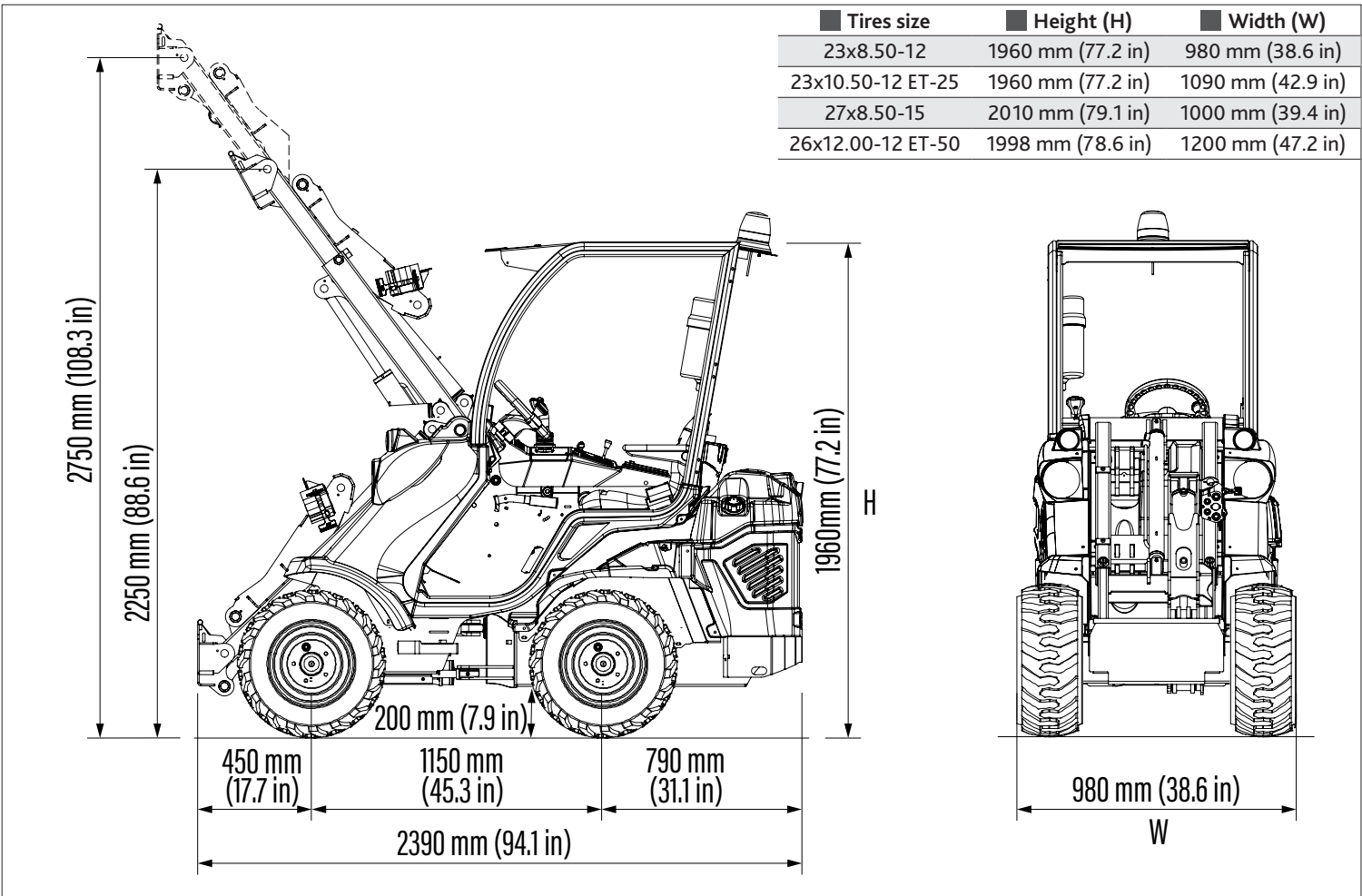


HIGHLIGHTS

- 4.2 K - Kubota D722, 20 hp, 3 cyl. - 719 cc. diesel engine, water cooled, electric start, glow plug
- Stage V and Tier 4 Final compliant engine
- Unbreakable Body Panels
- Hydraulic oil cooler
- Hydraulically pilot operated variable displacement drive pump
- Hydraulic multiconnector
- Double-H telescopic boom
- 4-functions joystick
- ACI with Multi-functions joystick available as option
- ROPS-FOPS Level I
- LCD graphic display with programmed service
- 4WD hydrostatic Direct Drive motors, proportional servo control
- 2 front working light
- Ergonomic heated seat with armrests and seat belt, adjustable position
- Mechanical parking brake
- High efficiency wheel motors
- 23X8.50-12 wheels

ENGINE STAGE V

The model 4.2 K is equipped with Stage V compliant engines. The Engine is a Kubota 20 hp without DPF that provide a high torque at low rpm (45.8 Nm @ 2600rpm).



Model	4.2 K
■ Engine	Kubota D722 - 3 cyl. - 719 cc.
■ Emission Standard	Stage V and Tier 4 Final
■ Power (Iso Gross) / Torque	20 HP / 45.8 Nm @ 2600 rpm
■ Fuel	Diesel
■ Transmission	Hydrostatic
■ Drive speed (max.) ⁽¹⁾	14 km/h (8.7 mph)
■ Aux. hydraulics oil flow	36 l/min (9.5 GPM)
■ Max. lifting height	2,75 m (108 in)
■ Tipping load, max. ⁽²⁾	1100 kg (2425 lbs)
■ Lifting capacity straight, max. ⁽³⁾	880 kg (1940 lbs)
■ Breakout force / 50 cm (19.7 in)	800 kg (1764 lbs)
■ Pushing force (c)	900 kgf (900 kp)
■ Average ground pressure (w/standard tires)	878 kg/m² (180 lbs/sqft)
■ Turning radius: inside/outside	890/1890 mm (35/74.4 in)
■ Standard tires (Tractor profile)	23x8.50-12
■ Weight	990 kg (2190 lbs)

⁽¹⁾ Maximum speed that can be achieved with the largest diameter tires available, on a flat surface and machine without attachments.

⁽²⁾ Tipping limit, when the machine is straight, with rear weights and boom lifted just off the ground. Weight of attachment included.

⁽³⁾ Maximum load that can be lifted just off the ground when the machine is straight and with rear weights. Weight of attachment is included.

Note: Refer to the Operator's manual for the comprehensive load diagram.

5.2 K









1 The Mini Loaders for private and light professional use.

The Multi-One 5.2 K mini-loader has more power than the 4.2 K while still remaining small enough to fit anywhere.

MultiOne 5.2 K is the first telescopic model that has DBS (Dynamic Block System) and Self-leveling as standard. This means that it is the right compact machine if you need to work on uneven or muddy terrains and if you need to use lifting attachments like buckets or forks.

MultiOne 5.2 K compact articulated mini loaders offer a winning combination of features, performance and low operating costs. This machines can be used for any task you can think of, from private to light professional use.

MAX LIFTING CAPACITY	ENGINE POWER	SPEED	FLOW RATE	LIFT HEIGHT	WEIGHT	COMPLIANT WITH STAGE V EMISSION STANDARDS
						
890 kg	25 hp	14 km/h	36 l/min	2,75 m	1020 kg	



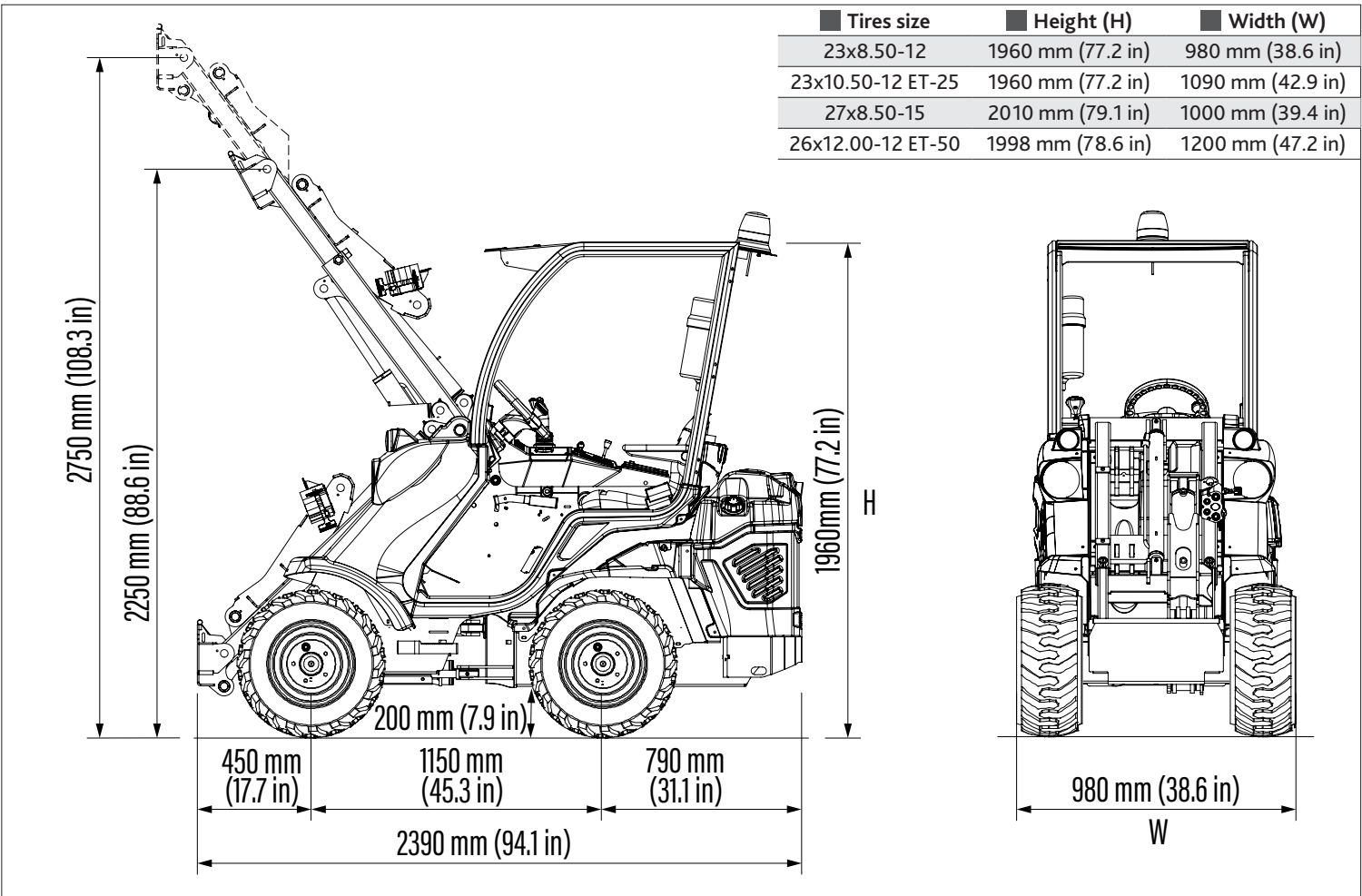
- 1 PLUS
- Compact size
 - Economical
 - Dynamic Block System (DBS)
 - Self levelling telescopic boom
 - Low Weight
 - No Turf damage
 - Less tires consumption
 - Easy to transport
 - Smart and Full glass cabin available
 - Low operating cost

HIGHLIGHTS

- 5.2 K - Kubota D902, 25 hp, 3 cyl. - 898 cc. diesel engine water cooled, electric start, glow plug
- Stage V and Tier 4 Final compliant engine
- Unbreakable Body Panels
- Hydraulic oil cooler
- Hydraulically pilot operated variable displacement drive pump
- Hydraulic multiconnector
- Double-H telescopic boom
- Self-levelling boom
- Dynamic Block System - DBS
- 4-functions joystick
- ACI with Multi-functions joystick available as option
- ROPS-FOPS Level I
- LCD graphic display with programmed service
- 4WD hydrostatic Direct Drive motors, proportional servo control
- 2 front working light
- Ergonomic heated seat with armrests and seat belt, adjustable position
- Mechanical parking brake
- High efficiency wheel motors
- 23X8.50-12 wheels

ENGINE STAGE V

The 5.2 K model is equipped with Stage V compliant engines. The Engine is a Kubota 25 hp without DPF that provide a high torque at low rpm (55 Nm @ 2400rpm).



Model	5.2 K
■ Engine	Kubota D902 - 3 cyl. - 898 cc.
■ Emission Standard	Stage V and Tier 4 Final
■ Power (Iso Gross) / Torque	25 HP / 55 Nm @ 2400 rpm
■ Fuel	Diesel
■ Transmission	Hydrostatic
■ Drive speed (max.) ⁽¹⁾	14 km/h (8.7 mph)
■ Aux. hydraulics oil flow	36 l/min (9.5 GPM)
■ Max. lifting height	2,75 m (108 in)
■ Tipping load, max. ⁽²⁾	1110 kg (2425 lbs)
■ Lifting capacity straight, max. ⁽³⁾	890 kg (1962 lbs)
■ Breakout force / 50 cm (19.7 in)	800 kg (1764 lbs)
■ Pushing force (c)	900 kgf (900 kp)
■ Average ground pressure (w/standard tires)	905 kg/m² (185 lbs/sqft)
■ Turning radius: inside/outside	890/1890 mm (35/74.4 in)
■ Standard tires (Tractor profile)	23x8.50-12
■ Weight	1020 kg (2250 lbs)

⁽¹⁾ Maximum speed that can be achieved with the largest diameter tires available, on a flat surface and machine without attachments.

⁽²⁾ Tipping limit, when the machine is straight, with rear weights and boom lifted just off the ground. Weight of attachment included.

⁽³⁾ Maximum load that can be lifted just off the ground when the machine is straight and with rear weights. Weight of attachment is included.

Note: Refer to the Operator's manual for the comprehensive load diagram.

5.3 K



➊ Compact and telescopic. The Mini Loader for everyday use, fits everywhere.

MultiOne 5.3 K is the top version of the small but powerful 4 and 5 series. Thanks to the powerful engine, the 3 hydraulic pumps and the Hi-Flow system that grant 50 l/min to the attachments, MultiOne 5.3 K give its best not only using the standard attachments, but also with the oil flow demanding ones. The ACI system, that comes as standard, allows the use of all attachments without the need for separate control boxes, cables or additional wiring, all the commands are at your fingertips! It's the perfect combination of performance, power, economy, innovation, technology and design. No wonder that this model is the most popular model available in the market at the moment.

<p>MAX LIFTING CAPACITY</p> <p>1030 kg</p>	<p>ENGINE POWER</p> <p>25 hp</p>	<p>SPEED</p> <p>12,5 km/h</p>	<p>FLOW RATE</p> <p>50 l/min</p>	<p>LIFT HEIGHT</p> <p>2,75 m</p>	<p>WEIGHT</p> <p>1070 kg</p>	<p>COMPLIANT WITH STAGE V EMISSION STANDARDS</p>	<p>ACI ATTACHMENT CONTROL INTERFACE</p>
--	----------------------------------	-------------------------------	----------------------------------	----------------------------------	------------------------------	--	---

➋ PLUS

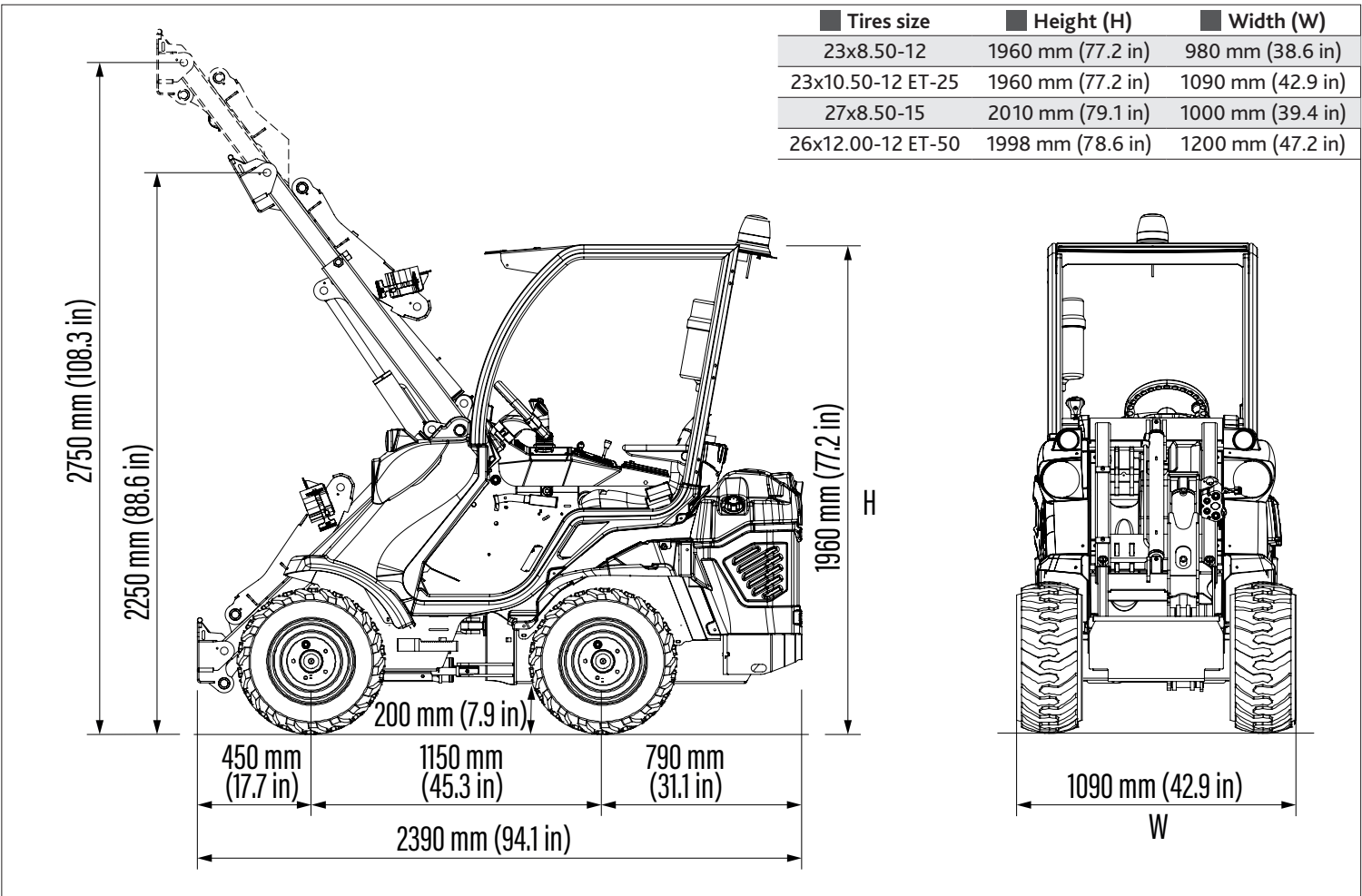
- Compact size
- Economical
- High torque engine
- Multifunction Joystick + ACI
- Dynamic Block System (DBS)
- Hi-Flow system
- Self levelling telescopic boom
- Low Weight
- Smart and Full glass cabin available
- Low operating cost

HIGHLIGHTS

- 5.3 K - Kubota D1305, 25 hp, 3 cyl. - 1261 cc. diesel engine water cooled, electric start, glow plug
- Stage V and Tier 4 Final compliant engine
- Unbreakable Body Panels
- Hydraulic oil cooler
- Hydraulically pilot operated variable displacement drive pump
- Hi-Flow system with two gear pumps
- Hydraulic multiconnector
- Self-levelling double-H telescopic boom
- Dynamic Block System (DBS)
- ACI with Multi-functions joystick (22 functions)
- ROPS-FOPS Level I
- LCD graphic display with programmed service
- 4WD hydrostatic Direct Drive motors, proportional servo control
- 2 front working light
- Ergonomic heated seat with armrests and seat belt, adjustable position
- Mechanical parking brake
- 23X10.50-12 wheels

ENGINE STAGE V

The 5.3 K is equipped with Stage V compliant engines. The Engine is a Kubota 25 hp without DPF that provide a high torque at low rpm (85 Nm @ 1700rpm).



Model	5.3 K
■ Engine	Kubota D1305, 3 cyl. - 1261 cc.
■ Emission Standard	Stage V and Tier 4 Final
■ Power (Iso Gross) / Torque	25 HP / 85 Nm @ 1700 rpm
■ Fuel	Diesel
■ Transmission	Hydrostatic
■ Drive speed (max.) ⁽¹⁾	12,5 km/h (7.8 mph)
■ Aux. hydraulics oil flow	50 l/min (13.2 GPM)
■ Max. lifting height	2,75 m (108 in)
■ Tipping load, max. ⁽²⁾	1290 kg (2844 lbs)
■ Lifting capacity straight, max. ⁽³⁾	1030 kg (2270 lbs)
■ Breakout force / 50 cm (19.7 in)	800 kg (1764 lbs)
■ Pushing force (c)	900 kgf (900 kp)
■ Average ground pressure (w/standard tires)	854 kg/m² (175 lbs/sqft)
■ Turning radius: inside/outside	800/2000 mm (31.5/78.7 in)
■ Standard tires (Tractor profile)	23x10.50-12
■ Weight	1070 kg (2360 lbs)

⁽¹⁾ Maximum speed that can be achieved with the largest diameter tires available, on a flat surface and machine without attachments.
⁽²⁾ Tipping limit, when the machine is straight, with rear weights and boom lifted just off the ground. Weight of attachment included.
⁽³⁾ Maximum load that can be lifted just off the ground when the machine is straight and with rear weights. Weight of attachment is included.
Note: Refer to the Operator's manual for the comprehensive load diagram.

ESTATE & PROPERTY MAINTENANCE


MultiOne is the perfect tool for property maintenance, thanks to its low ground impact and ease of operation. With over 170 attachments available, you have control of the most versatile compact articulated loader that can be adapted for sweeping, mowing, lifting, shifting, cleaning, mixing, digging, snow clearing and much more. With compact dimensions, the articulated chassis and up front seating position grant amazing manoeuvrability in tight spaces and with all round visibility. High drive speed provides increased mobility across large areas.



LANDSCAPING & GROUND CARE

MultiOne has many versatile attachments for drilling, earthmoving, tilling, trenching, digging, lifting, shifting, levelling, soil preparation and so much more.

Articulated steering combined with the DBS (Dynamic Block System) enabled drive system means you can drive on lawns, paving and sensitive surfaces with very low ground impact and no damage from the tyres. The MultiOne loaders can lift and load large 'ton' bags, pallets of bricks and blocks and other materials on all terrain.



FARMING & NURSERY

One versatile machine, with over 170 attachments to handle bales, feed animals, clean barns & stables, prepare soil, maintain vineyards & orchards and so much more. MultiOne can handle typical farming tasks with ease, yet is compact enough to work inside buildings and barns where other machinery can't go. The compact and agile telescopic MultiOne, adds versatility and big lifting performance over and above the conventional loader.



D-I-Y & CONTRACTORS

MultiOne is the most flexible compact loader for modern construction and building sites. High manoeuvrability and compact dimensions enable access to areas that conventional machinery just can't reach. The high mobility of a MultiOne helps reduce labour time, cut costs and increase productivity. MultiOne saves you time and money by reducing the number of machines needed on site, just choose your attachments, switch between them in seconds and transform your MultiOne for the next task at hand.



ATTACHMENTS

YOU WILL BE SPOILED FOR CHOICE

MultiOne loader is designed to be used for countless tasks, thanks to its easy attachment hookups to its powerful hydraulics. And when you need to adapt to unique tasks, MultiOne manufactures a variety of tough attachments that take you well beyond bucket work. Multione attachments deliver the most versatility for your equipment investment.



COMBO BUCKET



JOB SITE TOOLBOX



RADIO CONTROLLED BACKHOE



DUMPER



BRANCH CUTTER



INTER-ROW MOWER



JIB CRANE



LAWN MOWER



LIFTING TROLLEY



RUBBER SCRAPER



TREE SHAKER



VINEYARD TOOL CARRIER



LEVELER




AERIAL WORK PLATFORM



LOG GRAPPLE



LOG SPLITTER



TRENCHER



MINI DIGGER



PALLET FORK



RIPPER



WINCH



BIG BAG LIFTER



CEMENT MIXER



COLD PLANER



SALT AND SAND SPREADER



SNOW PLOW



TRAILER



DROP SPREADER



CORE AERATOR



STUMP GRINDER



DEBRIS AND LEAF BLOWER



DUAL BLADE HEDGE TRIMMER



WEED BRUSH



TIMBER GRAB



SWEEPER




TORNADO



DEMOLITION GRAPPLE BUCKET



TREE SHEAR



CONCRETE MIXING BUCKET



DOZER BLADE



BALE FORK



HYDRAULIC BREAKER



PALLET FORK CLAMP



SWING STUMP GRINDER



FEED DISPENSER



FLAIL MOWER WITH SIDE SHIFT



GENERAL BUCKET



GRADER



HORSE ARENA HARROW




BALE HANDLER



SCREW FEED PUSHER



FLAIL MOWER



GRAPPLE BUCKET



LEAF VACUUM



MANURE FORK



ROTARY SWEEPER



POWER PLOW



SIDE BOOM WITH FLAIL MOWER



SOLAR PANEL WASHER



SPRAYER



SNOW BLOWER



HYDRAULIC BIO SHREDDER



HEDGE CUTTER




HIGH PRESSURE WASHER



PUSH BROOM



LANDSCAPE POT CLAMP



SQUARE BALE CLAMP



SCREENING BUCKET



HIGH TIP BUCKET



AUGER



SICKLE BAR MOWER



LIGHT MATERIAL BUCKET



POWER RAKE



STONE BURIER



ROTARY TILLER




SNOW BLADE



MULTI¹ONE

4 - 5 SERIES



① MULTIONE APP

The MultiOne App is an easy, quick and efficient way for MultiOne owners and technicians to find information they need on the job and in the field.

MultiOne App gives an overview of the available MultiOne spare parts (for machines, attachments and options), the up-to-date user manuals and a helpful dealer locator.

① SPARE PARTS AND SERVICE

MultiOne's huge network of world wide distributors provides valuable support to the customers during the choice of the right machine and attachments to fulfill their business needs.

After the sale, the same network has deep technical training to assure the best maintenance, parts support and to help the customer discover new applications and possibilities through his MultiOne.



WWW.MULTIONE.COM

MultiOne srl

via Palù, 6/8

36040 Grumolo delle Abbadesse

Vicenza - Italy

info@multione-csf.com

The information and images herein contained are provided for illustrative purposes only and are not binding on MultiOne, who reserves the right to change them at any time without notice. 2022 MultiOne srl. All rights reserved.

DEPL/MONO-4-5-SERIES-2022-EN