


6 SERIES: 6.3 iDS



<http://tiny.cc/6seriesEN>


**MAX LIFTING
CAPACITY**
1120
 kg


ENGINE POWER
25
 hp


SPEED
23
 km/h


FLOW RATE
60
 l/min


LIFT HEIGHT
2,92
 m


ACI
**ATTACHMENT
CONTROL
INTERFACE**



NEW

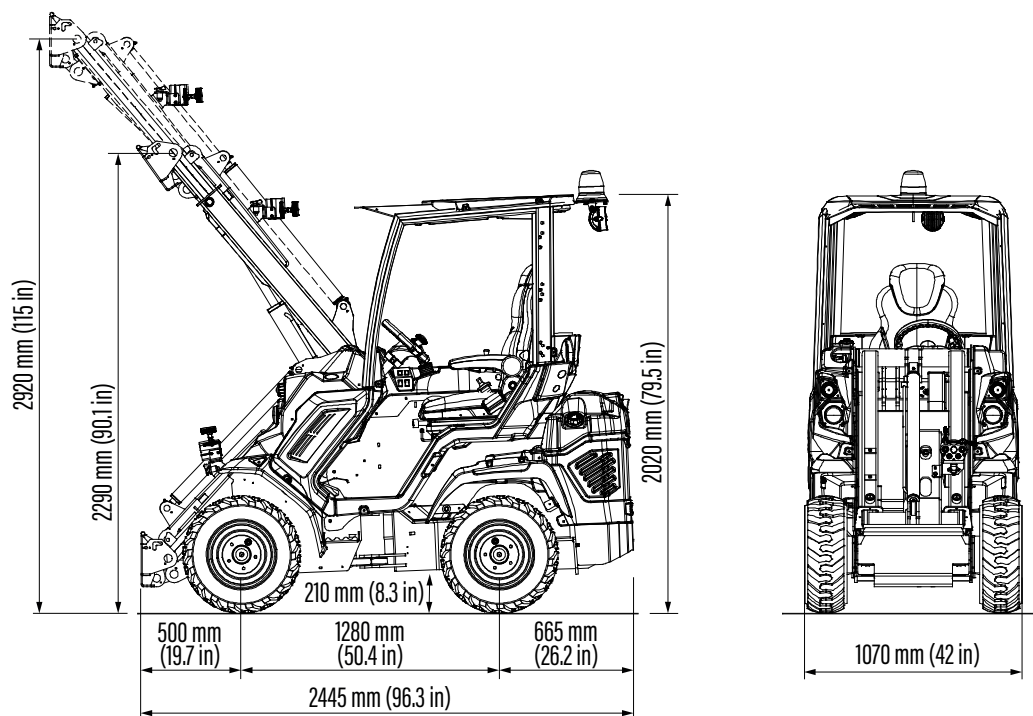
Model	6.3 iDS
Engine	Kohler KSD 1403 NA, 3 cyl. - 1391 cc.
Emission Standard	Stage V and Tier 4 Final
Power (Iso Gross) / Torque	25 HP / 90 Nm @ 1800 rpm
Fuel	Diesel
Transmission	Hydrostatic
Drive speed (max.) ⁽¹⁾	11,5 - 23 km/h (7 - 14 mph)
Aux. hydraulics oil flow	60 l/min (15.8 GPM)
Max. lifting height	2,92 m (115 in)
Tipping load, max. ⁽²⁾	1400 kg (3086 lbs)
Lifting capacity straight, max. ⁽³⁾	1120 kg (2469 lbs)
Breakout force / 50 cm	1400 kg (3086 lbs)
Pushing force (c)	2050 kgf (2050 kp)
Average ground pressure (w/standard tires)	1073 kg/m ² (219 lbs/sqft)
Turning radius: inside/outside	905/2020 mm (35.6/79.5 in)
Standard tires (Tractor profile)	23X8.50-12
Weight	1470 kg (3240 lbs)
Product Code	C961035

⁽¹⁾ Maximum speed that can be achieved with the largest diameter tires available, on a flat surface and machine without attachments.

⁽²⁾ Tipping limit, when the machine is straight, with rear weights and boom lifted just off the ground. Weight of attachment included.

⁽³⁾ Maximum load that can be lifted just off the ground when the machine is straight and with rear weights. Weight of attachment is included.

Note: Refer to the Operator's manual for the comprehensive load diagram.



Tires size	Height	Width
23X8.50-12	2020 mm (79.5 in)	1070 mm (42 in)
23X10.50-12 ET-25	2020 mm (79.5 in)	1130 mm (44.5 in)
26X12.00-12 ET-50	2040 mm (80.3 in)	1280 mm (50.4 in)
27X8.50-15	2080 mm (81.9 in)	1070 mm (42 in)
27X10.50-15	2080 mm (81.9 in)	1150 mm (45.3 in)

FEATURES

- Kohler KSD 1403 NA, 3 cyl. -1391 cc, diesel engine water cooled, electronic injection system, electric start, glow plug
- Stage V and Tier 4 Final compliant engine
- Unbreakable Body Panels
- Hi-Flow system
- DBS (Dynamic Block System)
- ACI with Multifunction joystick (22 functions)
- Hydraulically pilot operated variable displacement drive pump
- Self-levelling double-H telescopic boom
- 2 Speed
- ETC - Electronic Throttle Control
- Self-locking multi-disk parking brake
- Hydraulic oil cooler
- Hydraulic multiconnector
- Radial Piston high efficiency and heavy duty wheel motors
- 4WD hydrostatic Direct Drive motors, proportional servo control
- ROPS-FOPS Level I
- LCD graphic display with programmed service
- 2 front working lights
- Ergonomic fully adjustable suspension heated seat with armrests and seat belt